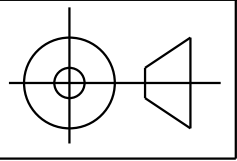
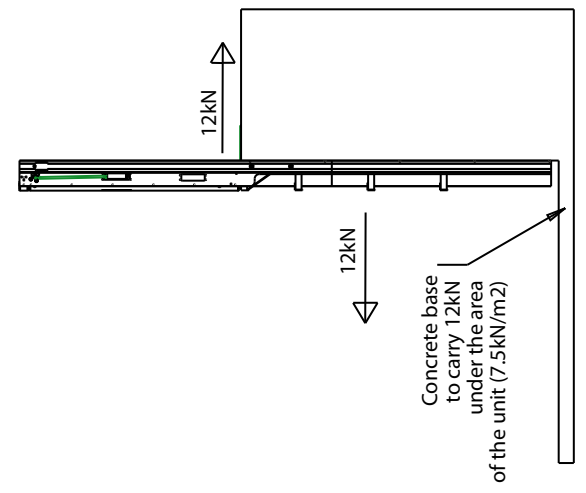
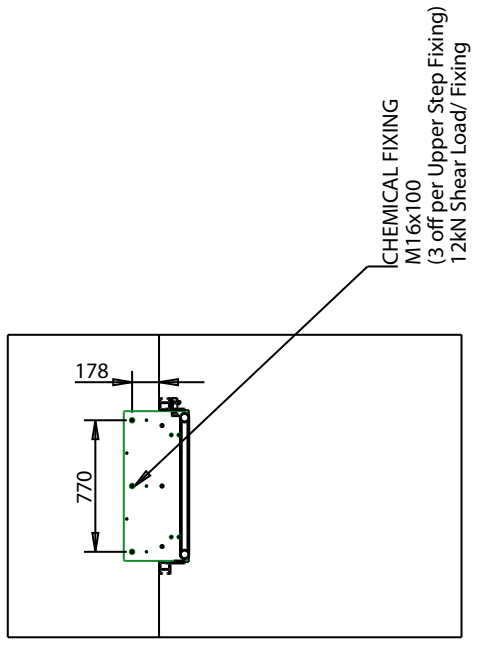


60900951

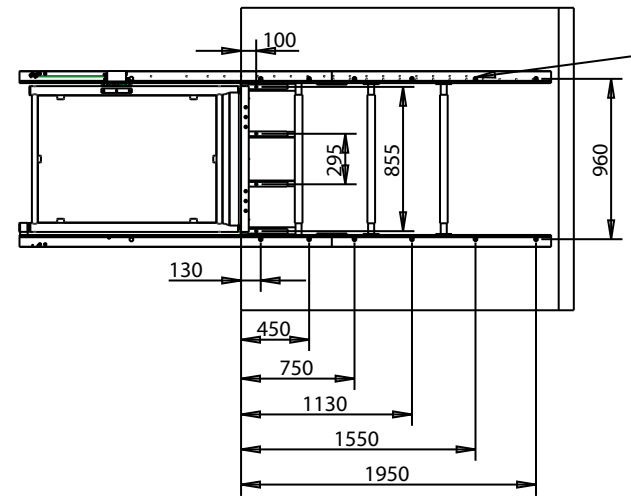
DO NOT SCALE IF IN DOUBT -- ASK



**Note: STRUCTURE SHOULD BE CAPABLE OF CARRYING 12kN LOAD PER FIXING. FIXING LOCATION AS DETAILED BELOW.**



Depending On Rise Number Of Anchor Bolts From Bottom Up Will Reduce.



ANCHOR BOLT M8x80 (16 off) 12kN PULL OUT FORCE PER FIXING

Change History Record			
Issue	CHANGE No.	DATE	INITIALS
A		02/10/09	TL

UNLESS SPECIFIED DIM LIMITS ARE MM NOMINAL

X.XXX	+/-	0.05
X.XX	+/-	0.25
X.X	+/-	0.50
X	+/-	1.00
ANG	+/-	0.5

COATING:		
MATERIAL:		
<i>DETAIL of CHANGE:</i>		
CHANGE NO.	DESIGNER	DATE
	Tomasz LUKASZEK	02-Oct-09
SUPERSEDES:		
<INITIAL RELIES>		

LIFT TYPE:	PLATFORM
LIFT WIDTH:	800W
LIFT DEPTH:	1400
HINGE SIDE:	EITHER
MODEL NAME:	2M_STEPLIFT
QTY / LIFT:	
SCALE	1:100
SHEET	1 of 1

COPYRIGHT

UNIT: 2m STEPLIFT

NAME: 2m 800x1400 - LOADINGS

60900951

PROENGINEER DRAWING